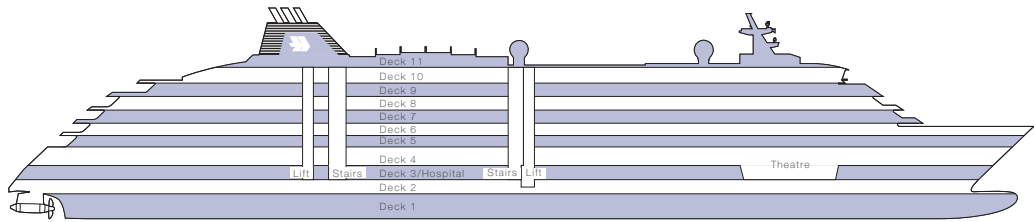
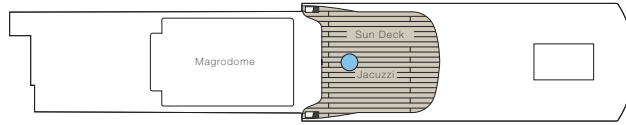


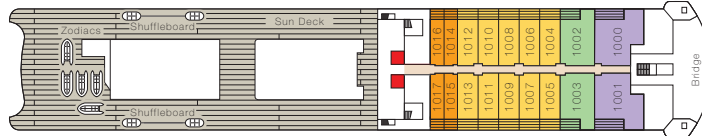
Deck Plan MS EUROPA 2



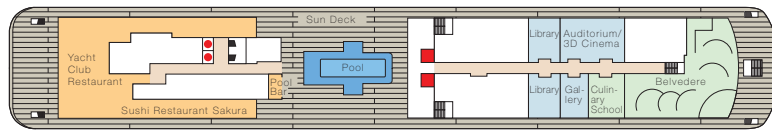
Deck 11



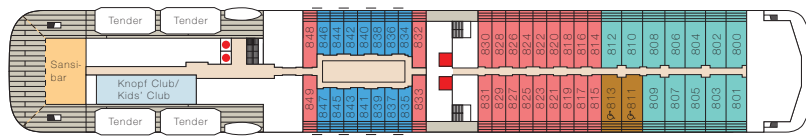
Deck 10



Deck 9

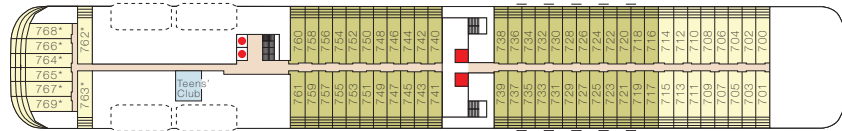


Deck 8



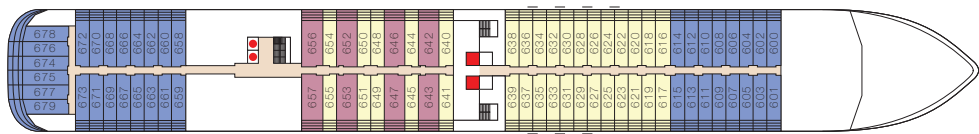
Suites 814 and 832-849 (excluding the Suites of Category 12), Suites 815-831 as Ocean Suites.
 & Suites are equipped for use by disabled guests.
 - Family Apartments with connecting door.

Deck 7



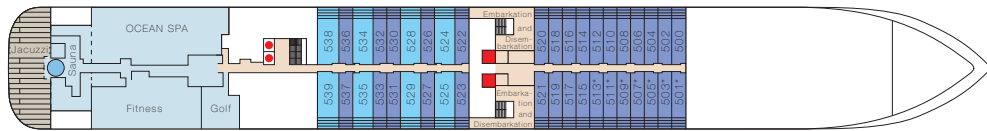
Suites 700-739 and 762-769 are laid out as Veranda Suites, Suites 740-761 as Ocean Suites.
 *Suites 762-769 underneath the Sansibar may be subject to a slight noise disturbance as a result of the entertainment programme.
 - Suites with connecting door.

Deck 6



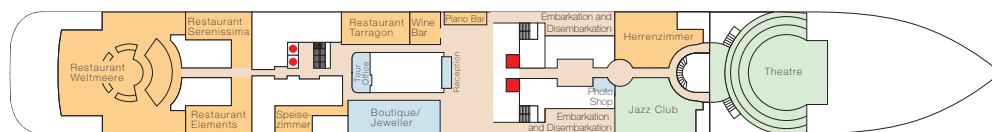
Suites 600-639 and 658-679 are laid out as Veranda Suites, Suites 640-657 (excluding the Suites of Category 7) as Ocean Suites.
 - Suites with connecting door.

Deck 5



Suites 500-521 are laid out as Veranda Suites, Suites 522-539 (excluding the Suites of Category 6) as Ocean Suites.
 *Suites 501-513 above the Jazz Club may be subject to a slight noise disturbance as a result of the entertainment programme.

Deck 4



The tender stations are found on Deck 3.

● Lift ■ Glass Lift

- Veranda/Ocean Suite
Kat. 1
- Veranda/Ocean Suite
Cat. 2
- Veranda/Ocean Suite
Cat. 3
- Veranda/Ocean Suite
Cat. 4
- Veranda Suite
Cat. 5
- Spa Suite
Cat. 6
- Spa Suite
Cat. 7
- Grand Suite
Cat. 8
- Grand Suite
Cat. 9
- Grand Penthouse Suite
Cat. 10
- Owner Suite
Cat. 11
- Family Apartment
Cat. 12
- Grand Suite - handicapped accessible
Cat. 13

□ Non-public Area ■ Restaurants and Bars □ Entertainment Area